
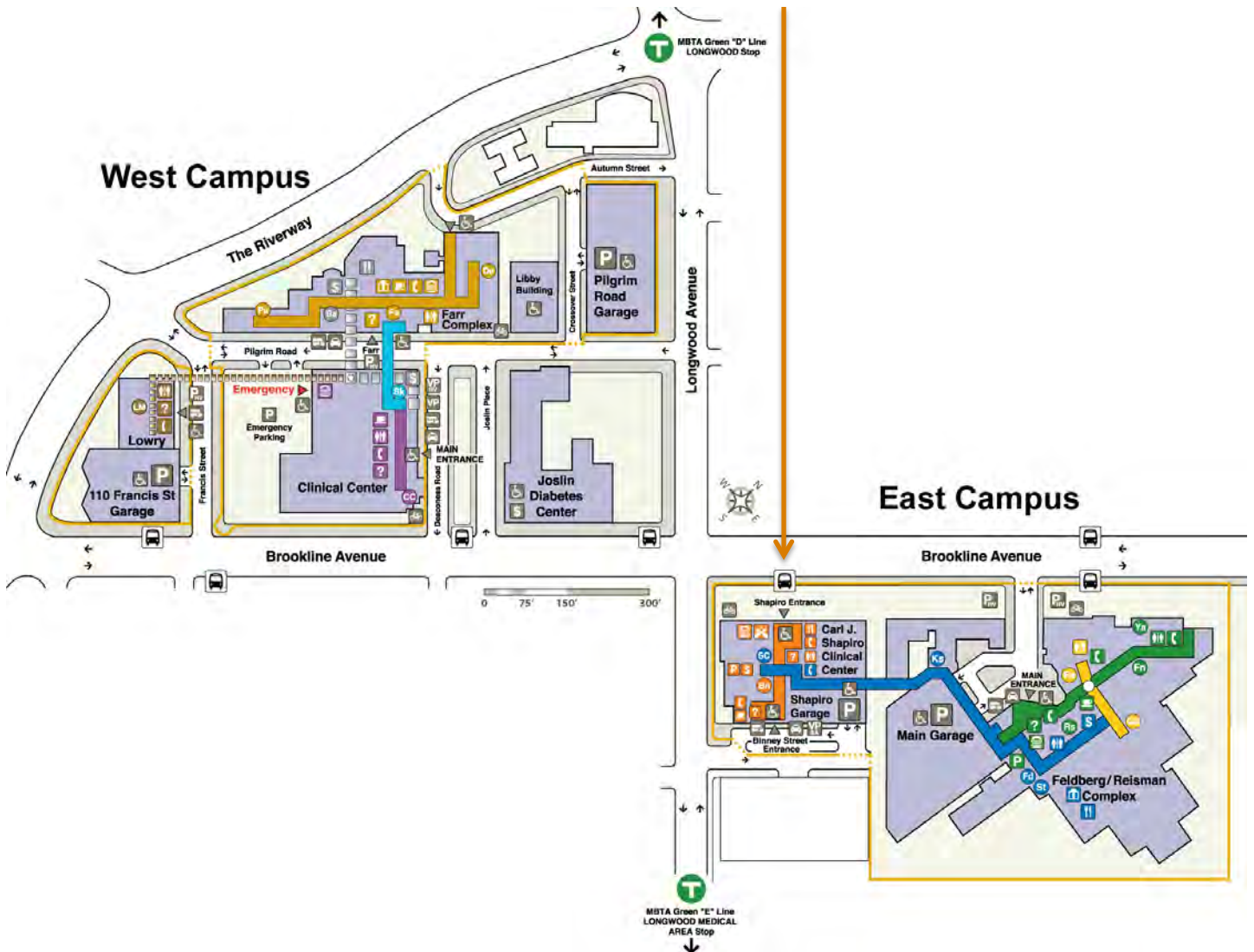


# BA CNBS



Berenson-Allen Center  
For Noninvasive Brain Stimulation

## DIRECTIONS TO THE KIRSTEIN LIVING ROOM (VIA SHAPIRO ENTRANCE)



### A. Use Shapiro Entrance

The Shapiro Entrance is located on the East Campus, near the intersection of Brookline and Longwood Avenues. See the arrow on the map on the previous page

### D. Continue Straight

At the top of the stairs, continue straight down the hallway toward the Kirstein Building.

### B. Walk Toward Info Desk

Walk toward the information desk and pass it on your left. You will see a Boston Red Sox feature on your right.

### E. Cross Bridge



Continue straight by crossing the bridge from the Shapiro Building to the Kirstein Building.

### C. Walk Up the Stairs

Walk up the stairway immediately past the information desk. Elevators are located directly across from the information desk.

### F. Veer Left

At the end of the bridge you will reach a fork. Veer left toward the Kirstein Building.



### G. Enter Kirstein Building

Once you turn left, you will enter the Kirstein Building. Veer right toward the hallway to take the stairs. To take the elevators, take an immediate left turn instead.

### J. Turn Left

Turn left out of the stairs and walk toward the arched window.

### H. Enter Hallway

As you enter the hallway, you will see the “Cognitive Neurology Unit” sign. You are currently on the second floor. The Kirstein Living Room is on the first floor.

### K. Turn Right at the Sign

Turn right at the sign, toward the Kirstein Living Room. Walk all the way down this hallway.

### I. Walk Down the Stairs

Walk down one flight of stairs to the first floor. Exit through the red door (don't worry – no alarms will go off!).

### L. Enter Kirstein Living Room

The Kirstein Living Room will be at the end of the hallway.

